



COLOR KEY

●	OLIVE
●	AQUA
●	REDWOOD
●	ORANGE
●	GRAY



SPRINGFIELD PARK - TOWN OF BUCHANAN

LR LEE RECREATION
www.LeeRecreation.com • 800-775-8937



SPRINGFIELD PARK - TOWN OF BUCHANAN

LR LEE RECREATION
www.LeeRecreation.com • 800-775-8937

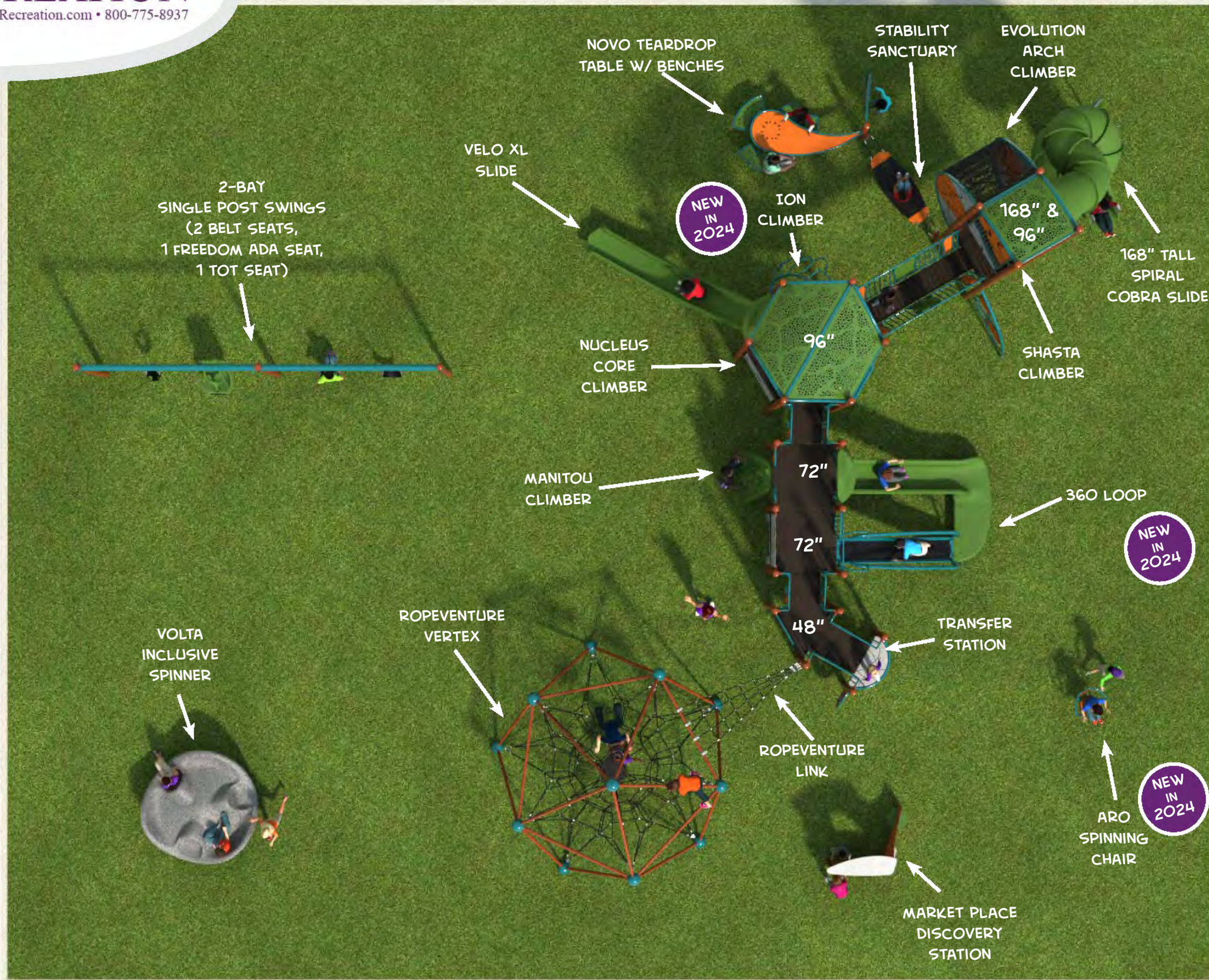


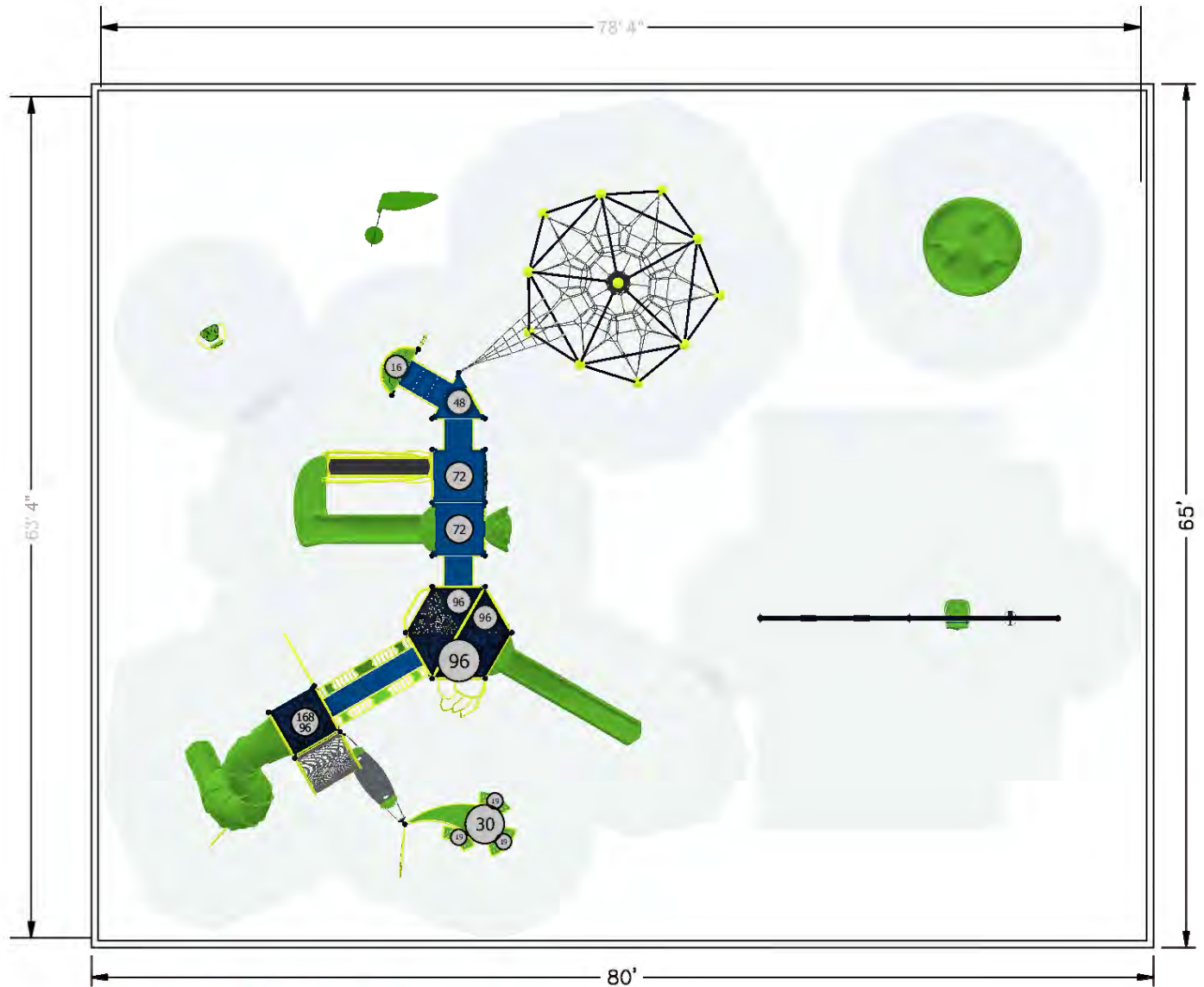
SPRINGFIELD PARK - TOWN OF BUCHANAN

LR LEE RECREATION
www.LeeRecreation.com • 800-775-8937

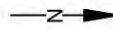








NOTE: ALTHOUGH ALL ATTEMPTS HAVE BEEN MADE TO PROVIDE AN ACCURATE SITE IT MAY NOT TRULY REPRESENT THE AREA WHERE THIS STRUCTURE IS TO BE PLACED.



SERIES Nucleus | Burke Basics | Intensity

GROUP: Structure | Freestanding

DESIGNED FOR AGES: 5 to 12

Springfield Park - Buchanan
Appleton, WI 54915-9459

Burke
PLAY THAT MOVES YOU

SITE PLAN VIEW

02/01/2024

Lee Recreation, LLC
142-180062-1

Designer: Luke Schueller

OVERALL BOUNDING OF USE ZONES
Area: 4958.9 sq.ft.
Perimeter: 283.3 ft.
STRUCTURE SIZE: 4"x78' 4"
POST SIZE(S):

**The space requirements shown here are to ASTM standards. Requirements for other standards may be different.

PLAYGROUND ACCESSIBILITY (Provided/Required)

TOTAL EVENTS	ELEVATED EVENTS	TRANSFER ACCESSIBLE EVENTS	RAMP ACCESSIBLE EVENTS	GROUND EVENTS	TYPES OF GROUND EVENTS
36	12 / 6	11 / 0	0 / 0	26 / 4	9 / 3

The use and layout of play components identified in this plan conform to the CPSC guidelines. U.S. CPSC recommends the separation of age groups in playground layouts.

Warning: Accessible safety surfacing material is required beneath and around this equipment that is compliant with ASTM, CPSC, and ADAAG requirements.



COLOR KEY

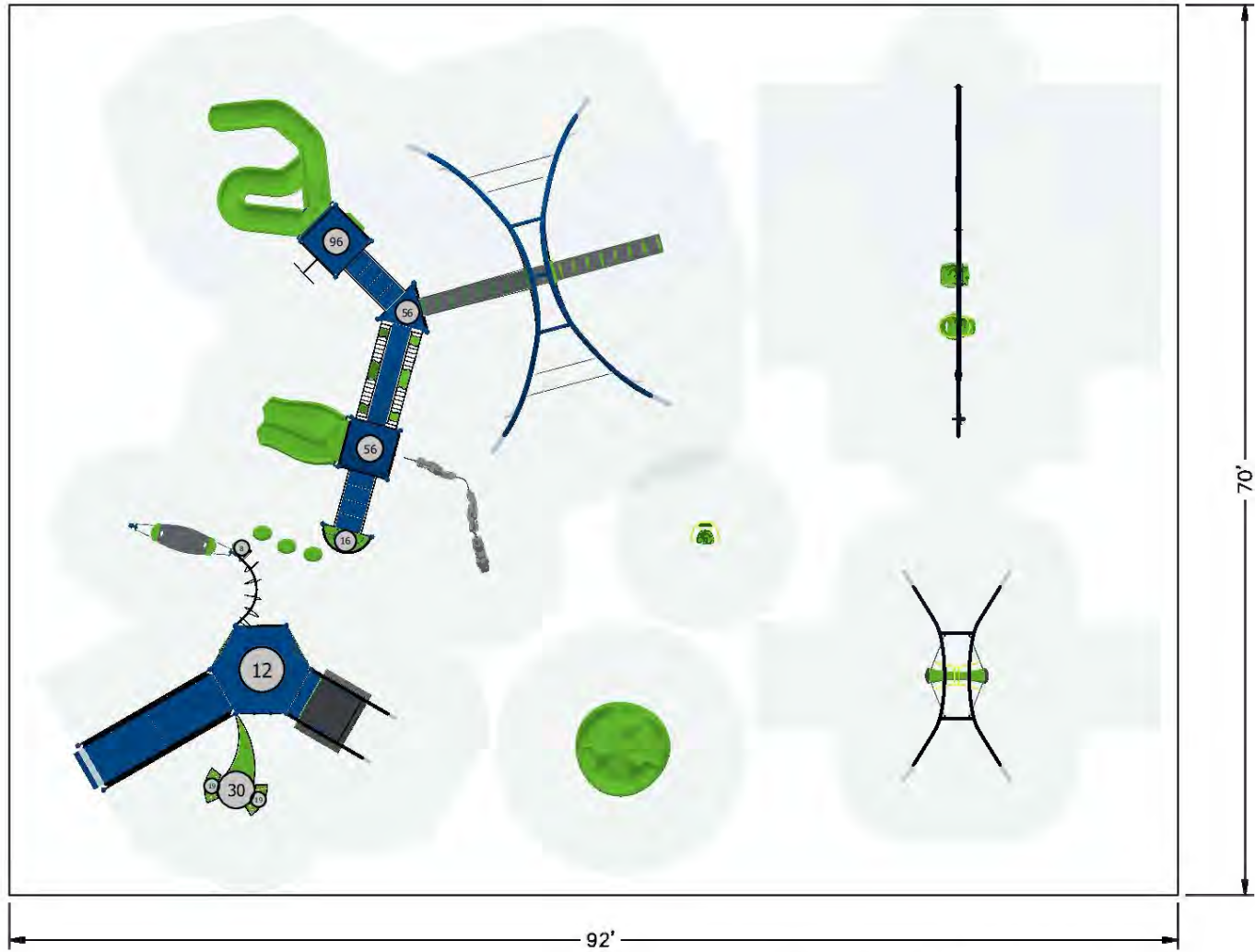
- CHARCOAL
- LIME
- BLUE
- GRAY
- BLUE/WHITE







151' 10"



70'

92'

AREA: 6,440 SQ FT

NOTE: ALTHOUGH ALL ATTEMPTS HAVE BEEN MADE TO PROVIDE AN ACCURATE SITE IT MAY NOT TRULY REPRESENT THE AREA WHERE THIS STRUCTURE IS TO BE PLACED.

SERIES Burke Basics | Nucleus | Intensity

GROUP:

Structure/Freestanding

DESIGNED FOR AGES:

5 to 12

Springfield Park - Buchanan

Appleton, WI 54915-9459

Burke
PLAY THAT MOVES YOU

BCI BURKE COMPANY, LLC | PO BOX 549 FOND DU LAC, WI 54936-0549 | 920.921.9220 | BCI@BURKE.COM

SITE PLAN VIEW

02/05/2024

Lee Recreation, LLC

142-180054-1

Designer: Kathleen Yttri

OVERALL BOUNDING OF USE ZONES

Area: 24191.4 sq.ft.
Perimeter: 622.3 ft.

STRUCTURE SIZE: 9' 5"x151' 10"

POST SIZE(S):

**The space requirements shown here are to ASTM standards. Requirements for other standards may be different.

PLAYGROUND ACCESSIBILITY (Provided/Required)

TOTAL EVENTS	ELEVATED EVENTS	TRANSFER ACCESSIBLE EVENTS	RAMP ACCESSIBLE EVENTS	GROUND EVENTS	TYPES OF GROUND EVENTS
38	15 / 8	7 / 0	5 / 0	25 / 5	7 / 3

The use and layout of play components identified in this plan conform to the CPSC guidelines. U.S. CPSC recommends the separation of age groups in playground layouts.

Warning: Accessible safety surfacing material is required beneath and around this equipment that is compliant with ASTM, CPSC, and ADAAG requirements.